



Customer:

Project Name: _____ **Location:** _____

Contact Phone #: _____ **Email:** _____

A. Solid Plane Suspended Ceiling (Shown with 6 lights):

# Of Recessed Lights:	4	6	8	12
-----------------------	---	---	---	----

Down Light Type (refer to website for fixture details):

Perimeter Accent Lights: Yes: _____ No: _____

Ceiling Face Material:

Brushed Stainless Steel	Mirrored Stainless	Black Laminate
Brushed Bronze	Mirrored Bronze	Other

Ceiling A : If other please specify: _____

B. Welded Aluminum Frame Ceiling :

3 sections:	4 Sections:	6 Sections:
-------------	-------------	-------------

Lighting Selection: 4' dual tube fluorescents LED Strip Fixtures

Decorative Inlays: Milk White Acrylic Aluminum Egg Crate Other: _____

Ceiling B: If other please specify: _____

C. Linear LED Solid Plain Ceiling (Shown with 2 lights): # of lights requested:

Custom Linear LED recessed down lights. Lighting configuration depends on existing hatch location.

Perimeter Accent Lights: Yes: _____ No: _____

Ceiling Face Material:

Brushed Stainless Steel	Mirrored Stainless	Black Laminate
Brushed Bronze	Mirrored Bronze	Other

Section C: If other please specify: _____

For additional info regarding elevator lighting please refer to our website: www.cabcraft.com/elevatorlights or contact your local sales representative.



Solo Beam




Eye Beam




Mini Eye Beam



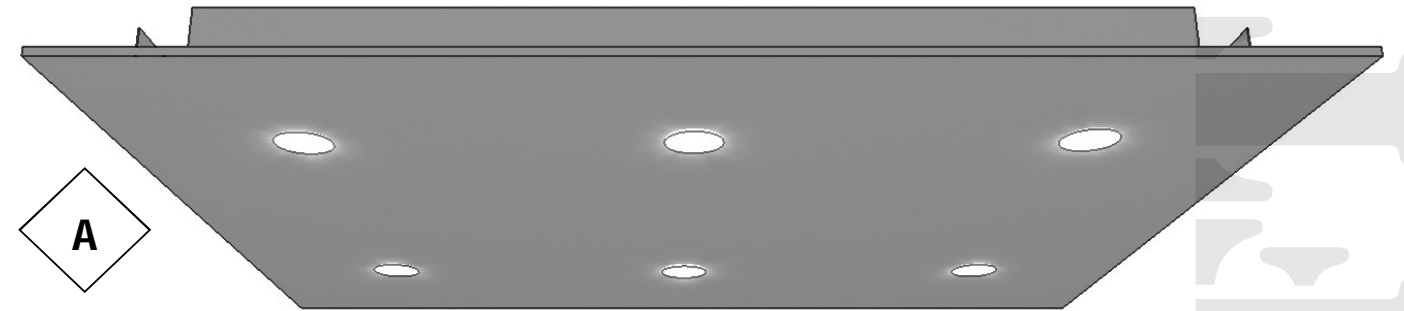
Mini LED




S2 Beam



Aero Beam



A



B



C



Dual T8



CabLite 2 Perimeter lighting

Manufactured By
CabCr aft Inter ior s, Inc.

3700 Pennington Ave.
Baltimore, MD. 21226
Phone: (410) 355-4050
Fax: (410) 355-4051
www.cabcraft.com